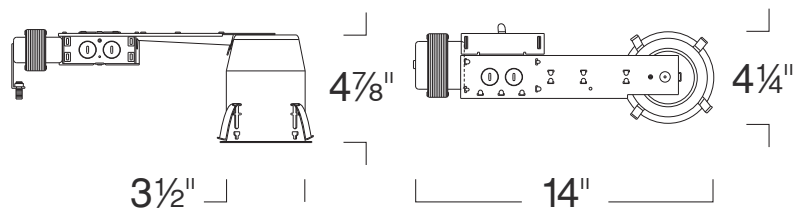


LH1399R - REMODEL HOUSING

3" LOW VOLTAGE HOUSINGS



SPECIFICATION

12V Out 50W Max MR16

Application: General purpose recessed downlight housing for low to medium height ceilings for residential and light commercial applications. A variety of trims, compatible styles and finishes are available to achieve the desired décor and illumination.

Housing: Pre-wired housing adjusts up to a 1 1/4" ceiling thickness. Integral thermal protector to guard against improper lamping and installation. Trim is secured with torsion wing springs.

Mounting: Housing suitable for new construction installations only, supplied with (2) 24" adjustable hanger bars with 90 degrees repositioning ability. Hanger bars equipped with nail-less install 3/4" serrated barbed studs and with captive nails, for faster and easier secure mounting in wood joists. Set-screws lock into position and prevent shifting after installation. Earthquake structural cable compatible for drop panel ceiling or any other mounting that requires direct support from structural ceilings.

Transformer: High quality insulated transformer installed adjacent to Junction Box, bottom and top accessible. Thermally protected rated for 90° C. Available in magnetic or "noise-free" electronic.

Socket: 2-pin porcelain socket with aluminum heat sink plate. Lamp clips to trim to ensure proper and consistent positioning.

Junction Box : 16 gauge pre-wired galvanized steel Junction Box, 32 cubic-inch for a maximum of (8) #12 AWG wires. Furnished with (7) 3/4" and (4) Romex knock-outs. Strain clamps to install or remove covers for easy access and ground wire. Equipped with safety standard fitting for flex-conduit.
















Insulation Contact: Non-IC rated housing must be kept 3" from insulation.

Airflow: Airtight option is designed to restrict air flow from room into plenums in compliance to the WSEC - Washington State Energy Code, (Less than 2.0 CFM -Cubic Feet per Minute). Complies to Title24 air flow requirements (Air-tight).

Safety Labels: UL/CUL listed for through-branch wiring (8) No.12 AWG 90°C and suitable for damp locations. NYC approved: Calendar #41937.

Label: cETL Listed

COMPATIBILITY

 LR1303 CROSS BLADE	 LR1342 REFLECTOR W/ FROSTED LENS (MR16)	 LR1380 PULL DOWN W/ SNOOT
 LR1388 ADJUSTABLE GIMBAL	 LR1396 T4 PULL DOWN	 LR1311 LOUVER
 LR1371 REFLECTOR WALL WASH	 LR1373 BAFFLE WALL WASH	 LR1320 SLOT
 LR1367 PULL DOWN	 LRSQ1317 TRIM W/ FROSTED LENS	 LR1316 DECO GLASS DOME
 LR1381 PULL DOWN ADJUSTABLE REFLECTOR	 LRSQ1319 BAFFLE	 LFB2012 FIRE BARRIER

Please see website for more compatible items.

FEATURE:



ORDERING EXAMPLE : LH1399RA

LH1399R	RATING	WATTAGE	VOLTAGE	ACCESSORIES
LH1399R	A :Airtight	Blank :50W	Blank :120V/12V -27 :277V/12V	/LBL20 :20W Derating /LBL35 :35W Derating

ID #: 248